

Asymmetric transfer hydrogenation of a new *N*-tosyltetrahydrocarbazole-1-one ester with the Noyori-Ikariya catalyst

Ömer Dilek[§] and Erkan Ertürk^{§*}

TÜBİTAK Marmara Research Center, 41470 Gebze, Kocaeli, Türkiye

(Received July 12, 2023; Revised August 31, 2023; Accepted September 04, 2023)

Abstract: Enantioselective reduction of a new 1-oxotetrahydrocarbazole compound (ethyl 2-(1-oxo-9-tosyl-2,3,4,9-tetrahydro-1*H*-carbazol-2-yl)acetate) through asymmetric transfer hydrogenation by using the commercially available Noyori-Ikariya ruthenium catalyst and HCO₂H/Et₃N or HCO₂H/DABCO as the hydrogen source have been investigated. High enantiomeric excesses (up to 96% *ee*) and moderate to good yields (24–72%) for corresponding alcohol and lactone compounds have been achieved. Structures of all compounds have been characterized by spectroscopic techniques.

Keywords: Asymmetric transfer hydrogenation; Noyori-Ikariya ruthenium catalyst; chiral tetrahydrocarbazoles; *N*-tosyltetrahydrocarbazolone; enantioselective lactone synthesis. ©2023 ACG Publication. All right reserved.

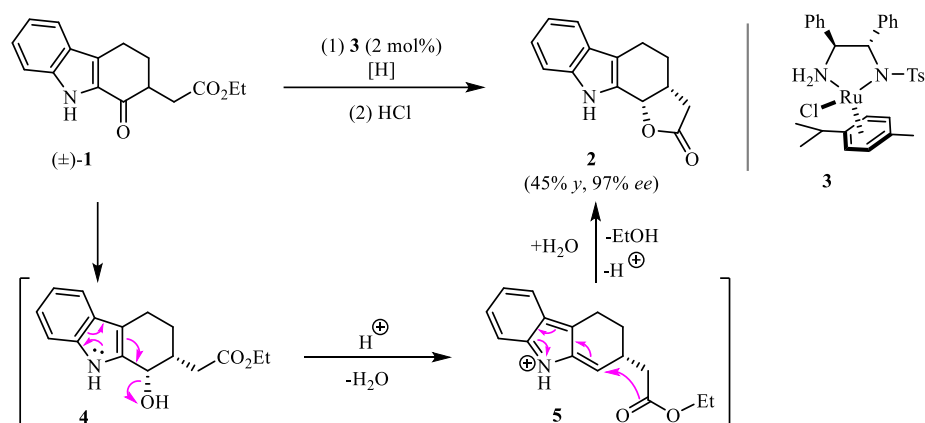
1. Introduction

Natural products have had a special place in the synthetic and medicinal chemistry due to their significant biological activities.^{1,2} The cyclohexane-fused indole unit, tetrahydrocarbazole (THC), is encountered in numerous indole alkaloids, such as uleine, gilbertine, tubifolidine, kopsihainanine, as well as natural product-like drug molecules.^{3–5} The majority of those molecules contain a chiral THC moiety. Thus, their asymmetric syntheses by catalytic enantioselective transformations have become an important endeavor in recent years.^{6–13} In conjunction with our special interest in the synthesis of indole alkaloids,^{14–18} we were also involved in the enantioselective synthesis of their intermediates recently (Scheme 1).¹⁶ In this context, when the THC-1-one ester (\pm)-**1** was subjected to asymmetric transfer hydrogenation with the Noyori-Ikariya ruthenium catalyst **3** (Ru-ATH) in the presence of HCO₂H–DABCO (11:6) mixture as the hydrogen source, and followed by the treatment with aqueous HCl, the corresponding lactone **2** was obtained in 45% yield and 97% *ee*. This conversion likely proceeds through a unique mechanism that includes (i) formation of the primary alcohol product **4**, (ii) formation of a vinylogous iminium cation (**5**) via water elimination, and (iii) *syn*-selective 1,6-addition of the ester nucleophile to the vinylogous iminium cation to give **2**.¹⁶ It was also disclosed that *N*-tosyl-1- or 4-oxo-THCs can be reduced to corresponding alcohols with high yields and enantioselectivities (98–99% yields, 99% *ee*) through Ru-ATH in the presence of HCO₂H–Et₃N azeotrope as the hydrogen source. Notably, recent works have proven that the enantioselective reduction of ketones through asymmetric transfer hydrogenation with Noyori-Ikariya-type ruthenium catalysts is one of the most established technique to create a chiral framework efficiently and enantioselectively.^{19–25} In this respect, the recent

* Corresponding author: E-Mail: erkan.erturk@tubitak.gov.tr

[§]Present address: Isparta University of Applied Sciences, Central Research Laboratory Application and Research Center, 32200 Isparta, Türkiye

work of Ding and co-workers on the synthesis of (+)-alsmaphorazine and (+)-strictamine is one of the most significant examples.⁸ Considering that *N*-tosyl-tetrahydrocarbazole-1-one ester (\pm)-**6** would be a useful intermediate for the enantioselective synthesis of chiral THCs, we studied its enantioselective reduction by Ru-ATH. Herein, we would like to report the results obtained throughout the study.



Scheme 1. Enantioselective synthesis of lactone **2** through asymmetric transfer hydrogenation by the Noyori-Ikariya catalyst **3**.¹⁶

2. Experimental

2.1. Chemical Materials and Apparatus

All chemicals were supplied by Sigma Aldrich or Merck companies. The solvents utilized in column chromatography were used as received without further purification. An oven-dried glassware was used to carry out all air-sensitive reactions under N₂. Gas-tight syringe and cannula techniques were used to transfer all of the chemicals and solvents under N₂. Thin layer chromatography (TLC) was performed using aluminum sheets pre-coated with silica gel SIL G/UV254 from MN GmbH & Co. The spots were made visible in UV light (254 nm), and/or by staining with phosphomolybdic acid solution in EtOH (10%, w/v). Using silica gel (MN-silicagel 60, 230–400 mesh), chromatographic separations were carried out. Using a BÜCHI Melting Point B-540 apparatus, all melting points were measured in an open glass capillary tube. The values are not corrected. PerkinElmer Spectrum One FT-IR spectrometer was used to record infrared (FT-IR) spectra. Broad (br), strong (s), medium (m), and weak (w) are the four different types of bands. A 500 MHz NMR spectrometer was used to record the ¹H and ¹³C NMR spectra. Chemical shifts are expressed as parts per million (ppm) in relation to the solvent's residual protons (CHCl₃: 7.26 ppm, DMSO-*d*₆: 2.50 ppm) and carbon resonance (CDCl₃: 77.00 ppm, DMSO-*d*₆: 39.52 ppm). The NMR peak multiplicities were as follows: s for singlet, d for doublet, t for triplet, q for quartet, m for multiplet, and br for broad. Tetrahydrofuran (THF) was used to obtain high resolution electrospray ionization mass spectra (HR-ESI-MS) using a Bruker micrOTOF-Q. The specific rotations ([α]) were measured using a 1.0 dm path length, 1 mL cell, and Optical Activity Ltd. AA-65 polarimeter, and the sample concentrations are reported in g/100 mL units. Organic extracts were dried over anhydrous sodium sulphate and were evaporated using a rotatory evaporator operating at reduced pressure of about 10–20 Torr. Prior to use under a nitrogen atmosphere, THF was freshly distilled from sodium/benzophenone under N₂. Chromatographic separation of enantiomers were performed using an Agilent 1200 HPLC spectrometer equipped with a DAD detector at 25 °C, on a Daicel-Chiralcel OD-H column (column length: 250 mm, column internal diameter: 4.6 mm, column material: silica gel coated with cellulose-tris(3,5-dimethylphenylcarbamate) with a particle size (diameter of 5 μm).

Asymmetric transfer hydrogenation with the Noyori-Ikariya catalyst

2.2. Chemistry

2.2.1. Synthesis of ethyl 2-(1-oxo-9-tosyl-2,3,4,9-tetrahydro-1*H*-carbazol-2-yl)acetate ((±)-**6**)

Ethyl 2-(1-oxo-2,3,4,9-tetrahydro-1*H*-carbazol-2-yl)acetate^{16,17} ((±)-**1**, 2.17 g, 8.0 mmol, 1.00 equiv), 4-dimethylaminopyridine (DMAP; 97.7 mg, 0.8 mmol, 0.10 equiv), triethylamine (1.39 mL, 1.01 g, 10.0 mmol, 1.25 equiv), *p*-toluenesulfonyl chloride (3.36 g, 17.6 mmol, 2.2 equiv) and 32 mL of CH₂Cl₂ were added into the 100 mL flask that was equipped with magnetic stirring bar. The mixture were stirred until the solids were dissolved. Then 16 mL 50% NaOH_(aq) and ⁿBu₄N(HSO₄) (0.11 g, 0.32 mmol, 0.04 equiv) were added into the flask and the flask was capped with glass stopper. The mixture was vigorously stirred at room temperature for 16 h. The conversion was followed by TLC. But the conversion was not completed. Then pH value of mixture was adjusted to 5–6 with 2.0 M HCl and the organic components was extracted with CHCl₃ (3 x 100 mL). The combined organic phases were dried over Na₂SO₄, filtered, concentrated by rotary evaporation in vacuo. The residue was then purified by column chromatography to afford 2.04 g (4.8 mmol, 60%) of the title compound ((±)-**6**) as a white solid. Mp: 148–150 °C. TLC: *R_f* = 0.31 (silica gel; Hexanes/EtOAc, 8:2, v/v). FTIR(KBr): $\tilde{\nu}_{\max}$ (cm⁻¹) = 3443 (w), 2988 (w), 2920 (w), 1780 (s), 1677 (s), 1598 (s), 1557 (s), 1451 (s), 1402 (s), 1367 (s), 1347 (s), 1277 (s), 1260 (s), 1206 (s), 1177 (s), 1139 (s), 980 (s), 960 (s), 942 (s), 880 (w), 863 (w), 810 (s), 750 (s), 743 (s), 669 (s), 578 (s), 535 (s). ¹H NMR (500 MHz, CDCl₃) δ 8.33 (d, *J* = 8.6 Hz, 1H), 8.02 (d, *J* = 8.4 Hz, 2H), 7.60 (d, *J* = 7.9 Hz, 1H), 7.54 (ddd, *J* = 8.5, 7.2, 1.2 Hz, 1H), 7.33 (dt, *J* = 12.4, 2.6 Hz, 1H), 7.30 (s, 1H), 7.28 (s, 1H), 4.16 (q, *J* = 7.1 Hz, 2H), 3.08 (dddd, *J* = 29.2, 16.5, 10.3, 4.5 Hz, 3H), 3.00 – 2.90 (m, 1H), 2.40 (s, 3H), 2.39 – 2.30 (m, 2H), 2.08 – 1.91 (m, 1H), 1.27 (t, *J* = 7.1 Hz, 3H). ¹³C{¹H} NMR (APT, 125 MHz, CDCl₃) δ 188.05 (C=O), 172.24 (C=O), 144.39 (C), 139.82 (C), 137.08 (C), 136.99 (C), 131.99 (C), 129.31 (CH), 129.07 (CH), 127.58 (CH), 127.07 (C), 123.63 (CH), 121.10 (CH), 116.05 (CH), 60.55 (CH₂), 45.06 (CH), 34.58 (CH₂), 29.78 (CH₂), 21.61 (CH₃), 21.18 (CH₂), 14.17 (CH₃). HRMS (ESI-TOF) *m/z*: [M+Na]⁺ Calcd for C₂₃H₂₃NO₅SNa, 448.1195; Found: 448.1140.

2.2.2. Synthesis of racemic *cis*-ethyl 2-(1-hydroxy-9-tosyl-2,3,4,9-tetrahydro-1*H*-carbazol-2-yl)acetate ((±)-**7**), *trans*-ethyl *trans*-2-(1-hydroxy-9-tosyl-2,3,4,9-tetrahydro-1*H*-carbazol-2-yl)acetate ((±)-**8**), and 10-tosyl-3,3*a*,4,5,10,10*b*-hexahydro-2*H*-furo[2,3-*a*]carbazol-2-one ((±)-**9**)

An oven dried 50 mL Schlenk tube that was capped with a glass stopper and equipped with a magnetic stirring bar was charged with ethyl 2-(1-oxo-9-tosyl-2,3,4,9-tetrahydro-1*H*-carbazol-2-yl)acetate ((±)-**6**, 425.5 mg, 1.00 mmol, 1.00 equiv). The tube was evacuated for 15 minutes, back-filled with dry N₂, and the glass stopper was replaced with a rubber septum under positive pressure of dry nitrogen. Solid particles were dissolved by adding dry THF (10 mL) and dry MeOH (10 mL). Then, NaBH₄ (66.2 mg, 1.75 mmol, 1.75 equiv) was added in portions. The conversion was followed by TLC. After the conversion was completed, the mixture was poured into the beaker containing 10 mL 10% HCl and stirred 1 h at room temperature. THF and MeOH were removed by rotary evaporation under reduced pressure and the remaining residue was mixed with distilled water (20 mL). The organic components were extracted with CH₂Cl₂ (3 x 50 mL). The combined organic extracts were dried over Na₂SO₄, filtered, and concentrated by rotary evaporation in vacuo. The residue was then purified by column chromatography to afford (±)-**7** (43.0 mg, 0.1 mmol, 10%), (±)-**8** (171 mg, 0.4 mmol, 40%) and (±)-**9** (152.0 mg, 0.4 mmol, 40%). (±)-**7**: TLC: *R_f* = 0.36 (silica gel; Hexanes/EtOAc, 8:2, v/v). FTIR(KBr): $\tilde{\nu}_{\max}$ (cm⁻¹) = 3516 (w), 2926 (w), 1777 (s), 1729 (s), 1596 (w), 1452 (s), 1369 (s), 1291 (w), 1174 (s), 1089 (s), 1023 (w), 965 (s), 927 (w), 813 (w), 746 (s), 667 (s), 583 (s), 537 (s). ¹H NMR (500 MHz, CDCl₃) δ 8.06 (d, *J* = 8.4 Hz, 1H), 7.73 (d, *J* = 8.4 Hz, 2H), 7.41 (d, *J* = 7.6 Hz, 1H), 7.33 – 7.28 (m, 1H), 7.25 – 7.18 (m, 3H), 5.22 (s, 1H), 4.21 (qd, *J* = 7.1, 1.2 Hz, 2H), 3.23 (d, *J* = 2.7 Hz, 1H), 2.86 – 2.73 (m, 2H), 2.64 – 2.47 (m, 2H), 2.37 – 2.27 (m, 4H), 1.90 (qd, *J* = 12.7, 5.5 Hz, 1H), 1.77 (ddd, *J* = 12.9, 3.7, 2.1 Hz, 1H), 1.31 (t, *J* = 7.1 Hz, 3H). ¹³C{¹H} NMR (APT, 125 MHz, CDCl₃) δ 173.05 (C), 144.84 (C), 136.73 (C), 136.33 (C), 135.75 (C), 129.89 (CH), 129.25 (C), 126.42 (CH), 125.22 (CH), 123.44 (CH), 120.56 (C), 119.21 (CH), 114.41 (CH), 63.02 (CH), 60.40 (CH₂), 37.39

(CH), 36.77 (CH₂), 22.81 (CH₂), 21.52 (CH₃), 21.30 (CH₂), 14.27 (CH₃). HPLC: Chiralcel OD-H; *n*-hexane/*i*-PrOH (90:10), 1.0 mL/min; 254 nm (UV-vis); *t*_R = 9.9 min (5), *t*_R = 16.2 min (*ent*-5). HRMS (ESI-TOF) *m/z*: [M+Na]⁺ Calcd for C₂₃H₂₅NO₅SNa, 450.1351; Found: 450.1347. (±)-**8**: Mp: 110–112 °C. TLC: *R*_f = 0.30 (silica gel; Hexanes/EtOAc, 8:2, v/v). FTIR(KBr): $\tilde{\nu}_{\max}$ (cm⁻¹) = 3545 (w), 2927 (s), 1730 (s), 1597 (w), 1452 (s), 1368 (s), 1284 (s), 1089 (s), 1025 (s), 813 (w), 754 (s), 669 (s), 584 (s), 546 (s). ¹H NMR (500 MHz, CDCl₃) δ 8.05 (d, *J* = 8.3 Hz, 1H), 7.68 (d, *J* = 8.4 Hz, 2H), 7.39 (d, *J* = 7.7 Hz, 1H), 7.31 (ddd, *J* = 8.4, 7.4, 1.3 Hz, 1H), 7.24 (dd, *J* = 7.5, 0.7 Hz, 1H), 7.18 (d, *J* = 8.1 Hz, 2H), 5.01 (d, *J* = 2.9 Hz, 1H), 4.23 – 4.09 (m, 2H), 3.68 (d, *J* = 2.2 Hz, 1H), 2.70 (dt, *J* = 17.0, 5.4 Hz, 1H), 2.64 – 2.52 (m, 2H), 2.46 (dd, *J* = 15.3, 6.5 Hz, 1H), 2.36 – 2.23 (m, 4H), 2.19 (dddd, *J* = 11.4, 8.6, 5.6, 3.2 Hz, 1H), 1.80 – 1.62 (m, 1H), 1.28 (t, *J* = 7.1 Hz, 3H). ¹³C{¹H} NMR (APT, 125 MHz, CDCl₃) δ 172.46 (C), 144.88 (C), 136.62 (C), 135.85 (C), 135.23 (C), 129.80 (CH), 129.47 (C), 126.45 (CH), 125.29 (CH), 123.69 (CH), 121.22 (C), 119.19 (CH), 114.75 (CH), 66.48 (CH), 60.46 (CH₂), 38.23 (CH), 36.15 (CH₂), 23.32 (CH₂), 21.52 (CH₃), 18.76 (CH₂), 14.24 (CH₃). HRMS (ESI-TOF) *m/z*: [M+Na]⁺ Calcd for C₂₃H₂₅NO₅SNa, 450.1351; Found: 450.1347. (±)-**9**: Mp: 199–200 °C. TLC: *R*_f = 0.18 (silica gel; Hexanes/EtOAc, 8:2, v/v). FTIR(KBr): $\tilde{\nu}_{\max}$ (cm⁻¹) = 3436 (w), 3053 (w), 2947 (w), 2919 (s), 1920 (w), 1782 (s), 1598 (w), 1451 (s), 1381 (s), 1370 (s), 1291 (w), 1237 (s), 1179 (s), 1164 (s), 1152 (s), 1087 (s), 1023 (w), 964 (s), 935 (s), 888 (w), 811 (w), 738 (s), 702 (w), 665 (s), 579 (s), 547 (w), 536 (w). ¹H NMR (500 MHz, CDCl₃) δ 8.13 (d, *J* = 8.5 Hz, 1H), 8.05 (d, *J* = 8.4 Hz, 2H), 7.45 (d, *J* = 7.8 Hz, 1H), 7.42 – 7.34 (m, 1H), 7.31 – 7.20 (m, 3H), 6.02 (d, *J* = 5.0 Hz, 1H), 2.94 (dd, *J* = 17.1, 7.5 Hz, 1H), 2.86 (ddd, *J* = 16.9, 5.1, 2.8 Hz, 1H), 2.82 – 2.71 (m, 1H), 2.65 (ddd, *J* = 16.6, 11.3, 5.1 Hz, 1H), 2.43 (dd, *J* = 17.1, 1.4 Hz, 1H), 2.33 (s, 3H), 1.97 (ddd, *J* = 12.4, 7.4, 4.7 Hz, 1H), 1.72 (m, 1H). ¹³C{¹H} NMR (APT, 125 MHz, CDCl₃) δ 175.69 (C), 144.90 (C), 136.41 (C), 135.50 (C), 129.79 (C), 129.65 (CH), 128.05 (C), 127.62 (CH), 126.15 (CH), 123.33 (CH), 123.30 (C), 119.51 (CH), 114.48 (CH), 72.39 (CH), 36.28 (CH₂), 35.57 (CH), 24.20 (CH₂), 21.55 (CH₃), 19.79 (CH₂). HPLC: Chiralcel OD-H; *n*-hexane/*i*-PrOH (80:20), 1.0 mL/min; 254 nm (UV-vis); *t*_R = 14.5 min (7), *t*_R = 21.5 min (*ent*-7). HRMS (ESI-TOF) *m/z*: [M+Na]⁺ Calcd for C₂₁H₁₉NO₄SNa, 404.0933; Found: 404.0961.

2.2.3. Enantioselective synthesis of **7** and **9** via asymmetric transfer hydrogenation of (±)-**6**

Table 1, entries 1–3: An oven-dried 25 mL Schlenk tube equipped with a magnetic stir bar was charged with RuCl(*p*-cymene)[(*S,S*)-Ts-DPEN] (**3**, 12.60 mg, 0.02 mmol, 2 mol%) and ethyl 2-(1-oxo-9-tosyl-2,3,4,9-tetrahydro-1*H*-carbazol-2-yl)acetate ((±)-**6**, 425.5 mg, 1.00 mmol, 1.00 equiv). The tube was capped with a glass stopper, evacuated for 15 minutes, back-filled with N₂, and the glass stopper was replaced with a rubber septum under positive pressure of dry N₂. Then 2.4 mL of a freshly prepared HCO₂H/Et₃N(5:2) azeotropic mixture and 5 mL of dry THF were successively added into the reaction tube. After stirring the reaction mixture for the time and temperature specified in Table 1 under N₂, the reaction mixture was treated with 10% aqueous HCl (5 mL) for 30 min or it was directly subjected to rotary evaporation under reduced pressure. The residue was treated with water (20 mL) and extracted with DCM (3 × 30 mL). The combined organic phases were dried over Na₂SO₄, filtered, and concentrated by rotary evaporation in vacuo. Purification of residue by flash column chromatography on silica gel afforded the chiral alcohol **7** and the lactone **9**. The reaction conditions, quenching procedures of the reactions, yields, enantiomeric excesses, and optical rotation values of enantiomerically enriched compounds **7** and **9** are given in Table 1.

Table 1, entry 4: An oven-dried 25 mL Schlenk tube that was capped with a glass stopper and equipped with a magnetic stirring bar was charged with ethyl 2-(1-oxo-9-tosyl-2,3,4,9-tetrahydro-1*H*-carbazol-2-yl)acetate ((±)-**6**, 425.5 mg, 1.00 mmol, 1.00 equiv) and RuCl(*p*-cymene)[(*S,S*)-Ts-DPEN] (**3**, 12.60 mg, 0.02 mmol, 2 mol%). The Schlenk tube was evacuated for 15 minutes, back-filled with dry N₂, and the glass stopper was replaced with a rubber septum under positive pressure of dry nitrogen. Solid particles were dissolved by the addition of 5 mL dry THF. Another oven-dried 10 mL Schlenk tube that was capped with a glass stopper and equipped with a magnetic stirring bar was charged with DABCO (673 mg, 6.0 mmol, 6.00 equiv). It was evacuated for 15 min, back-filled with dry N₂, and the glass stopper was replaced with a rubber septum under positive pressure of dry nitrogen. Solid particles were dissolved by adding dry THF (5 mL). The tube was cooled down to 0 °C in an ice bath and HCO₂H (377 μ L, 460 mg, 10.0 mmol, 10.00 equiv) was dropwise added into the tube. The resulting solution

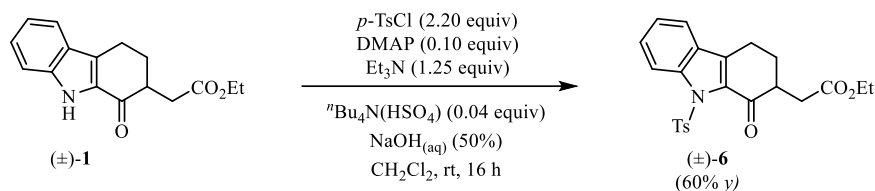
Asymmetric transfer hydrogenation with the Noyori-Ikariya catalyst

containing HCO₂H/DABCO (10:6) mixture was then stirred for 30 minutes while the temperature was allowed to rise to room temperature. Then, it was transferred into the 25 mL Schlenk tube containing the catalyst and the substrate ((±)-**6**) by the cannula technique. The reaction mixture was then stirred at 35 °C for 6 days under N₂. The mixture was then poured into a beaker containing 10 mL of distilled water. The organic components were extracted with EtOAc (3 × 50 mL). The combined organic phases were dried over Na₂SO₄, filtered, and concentrated by rotary evaporation in vacuo. Purification of the residue by flash column chromatography on silica gel gave the enantiomerically enriched compounds **7** in 48% yield and **9** in 24% yield as white solids.

3. Results and Discussion

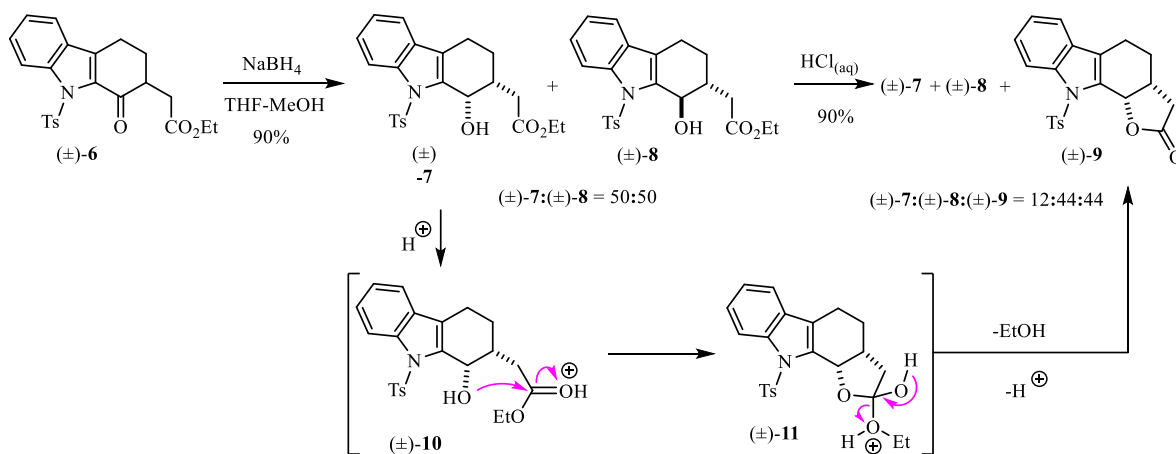
3.1. Chemistry

The racemic starting material ((±)-**1**) was first prepared by the procedure described in the literature.^{16,17} Then, it was converted to (±)-**6** in 60% yield by the reaction of *p*-TsCl in the presence of ⁿBu₄N(HSO₄) in dichloromethane–aqueous NaOH medium (Scheme 2). Note that (±)-**6** is unknown in the literature.



Scheme 2. Preparation of *N*-tosyl-tetrahydrocarbazole-1-one ester (±)-**6**.

While reduction of (±)-**6** with NaBH₄ in MeOH/THF gave only the diastereomers (±)-**7** and (±)-**8** in 50:50 molar ratio, *in-situ* quenching of the reaction mixture with 18% HCl delivered a mixture consisting of (±)-**7**, (±)-**8** and (±)-**9**, in 12:44:44 molar ratio respectively (Scheme 3). Thus, the alcohols (±)-**7** and (±)-**8** could not be completely converted to the lactone (±)-**9**. This result, the decrease in proportion of (±)-**7** molar ratio from 50% to 12%, indicates that only the *cis*-alcohol (±)-**7** undergoes cyclization giving the lactone (±)-**9** and which recalls that a *Brønsted*-acid-catalyzed transesterification reaction takes place. Consequently, conversion of (±)-**7** to (±)-**9** through *Brønsted*-acid-catalyzed transesterification entails formation of the intermediates (±)-**10** and (±)-**11** (Scheme 3), a different mechanism from that proposed for the formation of **2** in Scheme 1. At this point, it should be mentioned once more that the *N*-unprotected derivative of (±)-**6** ((±)-**1**, Scheme 1) was converted to the corresponding lactone ((±)-**2**) completely in our previous report, when it was subjected to the reduction with NaBH₄ and quenching with aqueous HCl.¹⁶ Accordingly, when the nitrogen atom of THC-1-one ester is substituted with tosyl group, which is an electron withdrawing group, 1-oxo or 1-hydroxycarbazoles exhibit entirely different chemical properties. (±)-**7**, (±)-**8** and (±)-**9** were separated from each other by flash column chromatography and characterized by spectroscopic techniques such as NMR, FTIR, HRMS. The enantiomeric separation of (±)-**7** and (±)-**9** were performed by HPLC using chiral column as well.



Scheme 3. Synthesis of (±)-7, (±)-8, and (±)-9 through the reduction of (±)-6 with NaBH₄.

Next, we investigated enantioselective reduction of (±)-6 by Ru-ATH (Table 1). Upon the treatment of (±)-6 with HCO₂H-Et₃N (5:2) in the presence of 2 mol% of the ruthenium complex (**3**) and HCO₂H-Et₃N (5:2) at 40 °C for 24 h, only the formation of **7** was observed in 25% yield and 96% *ee* (Table 1, entry 1). At this point, it should be stated that Ru-ATH of racemic cyclic ketones delivers only the *cis*-substituted (alcohol) product.^{21–25} Extending the time from 1 day to 5 days increased the total yield from 25% to 46%, while causing the enantiomeric excess to decrease from 96% to 85% along with the concomitant formation of the lactone **9** (entry 2). Similarly, when the reaction time was increased from 1 day to 3 days and 10% HCl was used for quenching the reaction, the total yield increased from 25% to 45%; thus, **7** was isolated in 31% yield and 75% *ee* and **9** in 14% yield and 74% *ee* (entry 3). Enantiomeric excesses of compounds **7** and **9** were determined to be actually the same and it dropped as the reaction time and the temperature increased (entries 1–3). When the hydrogen source was switched from HCO₂H-Et₃N to HCO₂H-DABCO, the overall yield increased from 46 to 72%, whereas the enantiomeric excess decreased from 84% *ee* to 72% *ee* (entries 2 and 4).

Table 1. Asymmetric Transfer Hydrogenation of (±)-6 with the Noyori-Ikariya Catalyst **3**^a

Entry	[H] ^b	Reaction Conditions	Quenching	Conversion	Yield (%) ^d	7:9 ^e	7 <i>ee</i> ^f (%)	9 <i>ee</i> ^f (%)
							[[α] _D ²⁷ (c = 0.5, CHCl ₃)] ^g	[[α] _D ²⁷ (c = 0.5, CHCl ₃)] ^g
1	HCO ₂ H/Et ₃ N (5/2)	THF 40 °C, 1 d	–	nfc ^c	25	25:0	96 [–138]	–
2	HCO ₂ H/Et ₃ N (5/2)	THF 35 °C, 5 d	–	nfc	46	36:10	84 [–120]	85 [–226]
3	HCO ₂ H/Et ₃ N (5/2)	THF 40 °C, 3 d	HCl _(aq) (10%)	nfc	45	31:14	75 [–108]	74 [–197]
4	HCO ₂ H/DABCO (10/6)	THF 35 °C, 6 d	–	nfc	72	48:24	78 [–112]	57 [–152]

^a Reaction conditions: (±)-6 (1.0 mmol, 1.0 equiv), catalyst (**3**, 2 mol%), THF (5 mL), N₂, then 10% HCl (5 mL) for entry 1; (±)-6 (1.0 mmol, 1.0 equiv), catalyst (**3**, 2 mol%), THF (10 mL), N₂, for entries 2, 3 and 4.

^b Hydrogen source

^c No full conversion

^d Isolated yield

^e The **7:9** ratio was determined gravimetrically after isolation of **7** and **9** by flash column chromatography.

^f Determined by HPLC on a chiral column

^g Value of optical rotation

4. Conclusion

In this study, enantioselective reduction of a new 1-oxotetrahydrocarbazole compound, *N*-tosyl-1-oxotetrahydrocarbazolyl-2-acetate ester ((±)-**6**), through asymmetric transfer hydrogenation by using the commercially available Noyori–Ikariya ruthenium catalyst have been investigated. The corresponding *cis*-alcohol **7** and the lactone **9** have been obtained in mediocre to good yields and enantioselectivities (24–72% yield, up to 96% *ee*). Both **7** and **9** could be separated from each other by column chromatography. The mechanism of the lactone formation seems to proceed through a *Brønsted*-acid-catalyzed transesterification as only the *cis*-alcohol product (±)-**7** undergoes to cyclization giving the corresponding lactone. We hope that the chemistry disclosed herein will be helpful to researchers involved in the enantioselective synthesis of chiral tetrahydrocarbazole analogues.

Acknowledgements

The authors acknowledge financial support from the Scientific and Technological Research Council of Türkiye (TÜBİTAK, project 315S049).

Supporting Information

Supporting information accompanies this paper on <http://www.acgpubs.org/journal/organic-communications>

ORCID

Ömer Dilek: [0000-0003-1409-782X](https://orcid.org/0000-0003-1409-782X)

Erkan Ertürk: [0000-0001-5746-5683](https://orcid.org/0000-0001-5746-5683)

References

- [1] Newman, D. J.; Cragg, G. M. Natural products as sources of new drugs from 1981 to 2014. *J. Nat. Prod.* **2016**, *79* (3), 629–661.
- [2] Martin, S. F. Natural products and their mimics as targets of opportunity for discovery. *J. Org. Chem.* **2017**, *82* (20), 10757–10794.
- [3] Knölker, H.-J.; Reddy, K. R. Isolation and synthesis of biologically active carbazole alkaloids. *Chem. Rev.* **2002**, *102* (11), 4303–4428.
- [4] Schmidt, A. W.; Reddy, K. R.; Knölker, H.-J. Occurrence, biogenesis, and synthesis of biologically active carbazole alkaloids. *Chem. Rev.* **2012**, *112* (6), 3193–3328.
- [5] Wang, N.; Xiao, X.; Liu, C.; Yao, H.; Huang, N.; Zou, K. Recent advances in the total synthesis of aspidosperma and kopsia alkaloids using tetracyclic pyridocarbazoles as versatile building blocks. *Adv. Synth. Catal.* **2022**, *364* (15), 2479–2501.
- [6] Tan, F.; Cheng, H.-G. Catalytic asymmetric synthesis of tetrahydrocarbazoles. *Chem. Comm.* **2019**, *55* (44), 6151–6164.
- [7] Liu, X.-Y.; Qin, Y. Recent advances in the total synthesis of monoterpenoid indole alkaloids enabled by asymmetric catalysis. *Green Synth. Catal.* **2022**, *3* (1), 25–39.
- [8] Gao, B.; Yao, F.; Zhang, Z.; Ding, H. Total synthesis of (+)-alsmaphorazine c and formal synthesis of (+)-strictamine: a photo-fries approach. *Angew. Chem. Int. Ed.* **2021**, *60* (19), 10603–10607.
- [9] Hu, X.-D.; Chen, Z.-H.; Zhao, J.; Sun, R.-Z.; Zhang, H.; Qi, X.; Liu, W.-B. Enantioselective synthesis of α -all-carbon quaternary center-containing carbazolones via amino-palladation/desymmetrizing nitrile addition cascade. *J. Am. Chem. Soc.* **2021**, *143* (10), 3734–3740.
- [10] Kim, D.-H.; Kim, J.-H.; Jeon, T.-H.; Cho, C.-G. New synthetic routes to (+)-uleine and (–)-tubifolidine: general approach to 2-azabicyclo[3.3.1]nonane indole alkaloids. *Org. Lett.* **2020**, *22* (9), 3464–3468.
- [11] Liu, Z.; Ju, X.; Ma, S.; Du, C.; Zhang, W.; Li, H.; Wang, X.; Xie, X.; She, X. Asymmetric total synthesis of (+)-winchinine b. *J. Org. Chem.* **2019**, *84* (22), 14994–15000.
- [12] Delayre, B.; Fung, C.; Wang, Q.; Zhu, J. Enantioselective total synthesis of (+)-Nordasycarpidone, (+)-Dasycarpidone, and (+)-Uleine. *Helv. Chim. Acta* **2021**, *104* (8), e2100088.
- [13] Wei, B.; Cheng, P.; Zu, L. Total synthesis of (+)-gilbertine: a cyclopentanone-based approach. *Org. Lett.* **2022**, *24* (40), 7320–7322.

- [14] Patir, S.; Ertürk, E. An entry to the Azocino[4,3-*b*]Indole framework through a dehydrogenative activation of 1,2,3,4-tetrahydrocarbazoles mediated by DDQ: formal synthesis of (±)-Uleine. *J. Org. Chem.* **2011**, *76* (1), 335–338.
- [15] Patir, S.; Ertürk, E. Concise total syntheses of (±)-Noruleine and (±)-Uleine. *Org. Biomol. Chem.* **2013**, *11* (17), 2804–2810.
- [16] Dilek, Ö.; Patir, S.; Ertürk, E. Enantioselective synthesis of 1- and 4-hydroxytetrahydrocarbazoles through asymmetric transfer hydrogenation. *Synlett* **2019**, *30* (1), 69–72.
- [17] Dilek, Ö.; Patir, S.; Tilki, T.; Ertürk, E. Total Synthesis of olivacine and ellipticine via a lactone ring-opening and aromatization cascade. *J. Org. Chem.* **2019**, *84* (12), 7901–7916.
- [18] Patir, S.; Tezeren, M. A.; Salih, B.; Ertürk, E. Stereoselective total synthesis of (±)-dasycarpidol and (±)-dasycarpidone. *Synthesis (Germany)* **2016**, *48* (23), 4175–4180.
- [19] Haack, K.-J.; Hashiguchi, S.; Fujii, A.; Ikariya, T.; Noyori, R. The catalyst precursor, catalyst, and intermediate in the RuII-promoted asymmetric hydrogen transfer between alcohols and ketones. *Angew. Chem. Int. Ed. in Engl.* **1997**, *36* (3), 285–288.
- [20] Noyori, R.; Hashiguchi, S. Asymmetric transfer hydrogenation catalyzed by chiral ruthenium complexes. *Acc. Chem. Res.* **1997**, *30* (2), 97–102.
- [21] Molina Betancourt, R.; Echeverria, P.-G.; Ayad, T.; Phansavath, P.; Ratovelomanana-Vidal, V. Recent progress and applications of transition-metal-catalyzed asymmetric hydrogenation and transfer hydrogenation of ketones and imines through dynamic kinetic resolution. *Synthesis (Stuttg)* **2021**, *53* (01), 30–50.
- [22] Fang, L.; Liu, S.; Han, L.; Li, H.; Zhao, F. Ruthenium-catalyzed synthesis of cis -2,3-dihydrobenzofuran-3-ols by aqueous transfer hydrogenation via dynamic kinetic resolution. *Organometallics* **2017**, *36* (7), 1217–1219.
- [23] Limanto, J.; Krska, S. W.; Dorner, B. T.; Vazquez, E.; Yoshikawa, N.; Tan, L. Dynamic kinetic resolution: asymmetric transfer hydrogenation of α -alkyl-substituted β -ketoamides. *Org. Lett.* **2010**, *12* (3), 512–515.
- [24] Dilek, Ö.; Tezeren, M. A.; Tilki, T.; Ertürk, E. Chiral 2-(2-hydroxyaryl)alcohols (harols) with a 1,4-diol scaffold as a new family of ligands and organocatalysts. *Tetrahedron* **2018**, *74* (2), 268–286.
- [25] Cotman, A. E. Escaping from flatland: stereoconvergent synthesis of three-dimensional scaffolds via ruthenium(ii)-catalyzed Noyori–Ikariya transfer hydrogenation. *Chem. Eur. J.* **2021**, *27* (1), 39–53.

ACG
publications

© 2023 ACG Publications